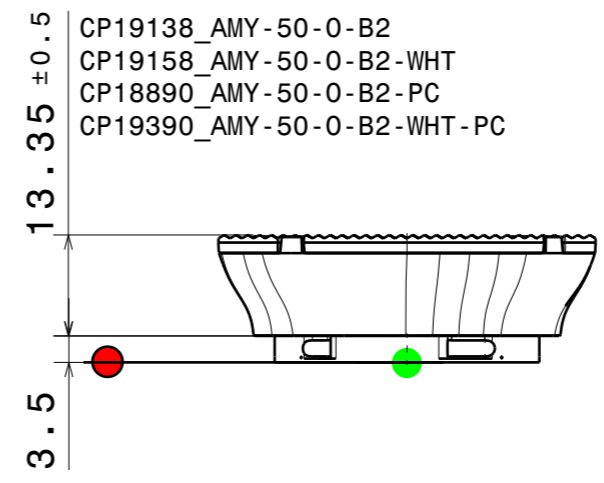
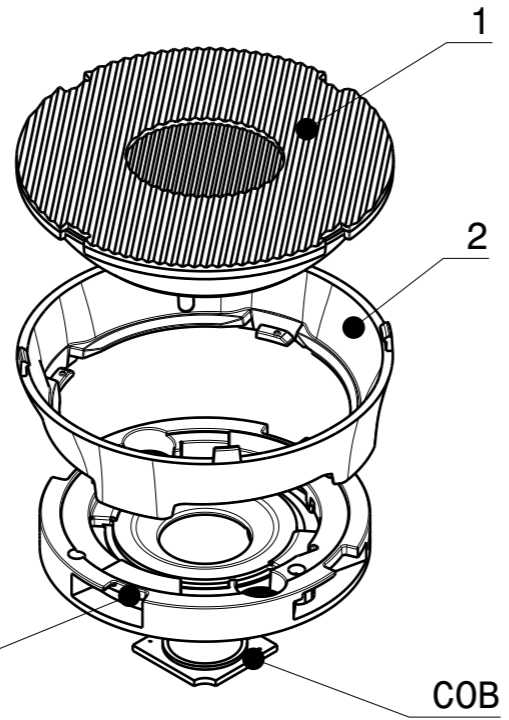
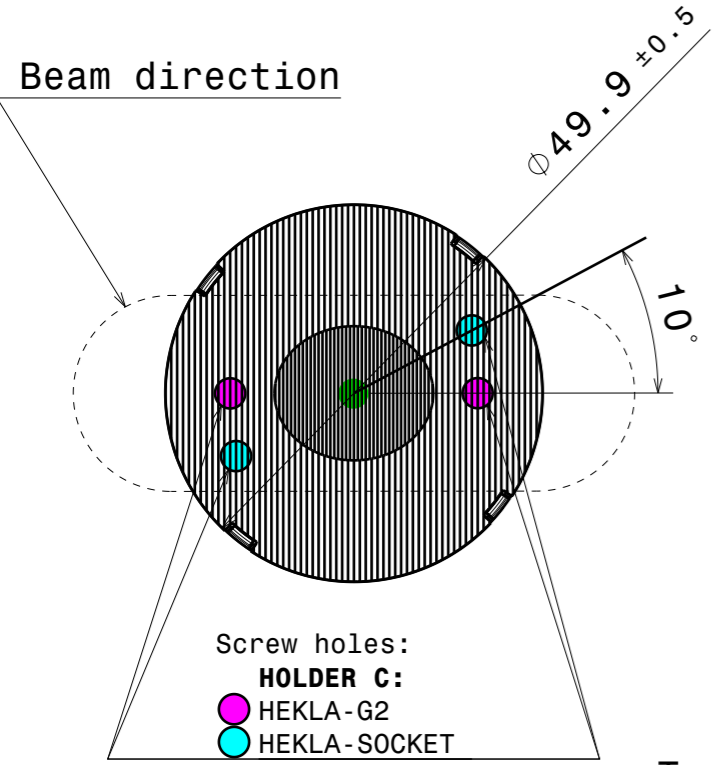
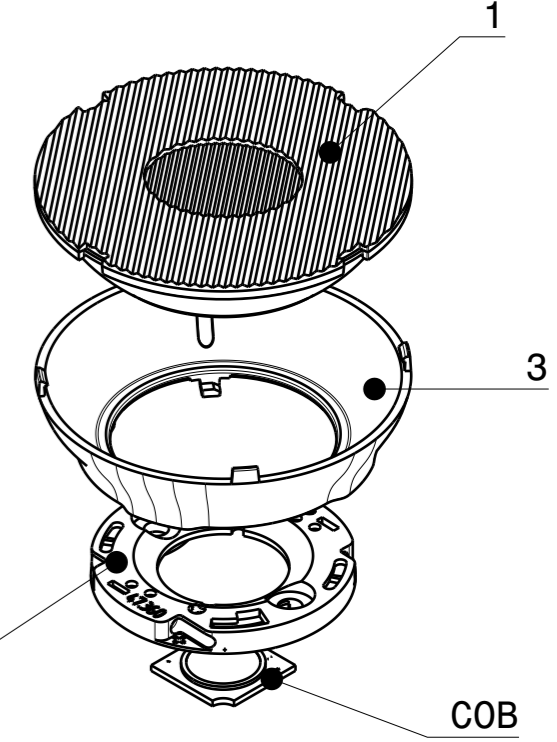


HEKLA
Connector



Connector
BJB / B+W 35mm-interface



Screw holes:
HOLDER C:
HEKLA-G2
HEKLA-SOCKET

HOLDER B:
Screw hole positions
to be checked
per socket/connector

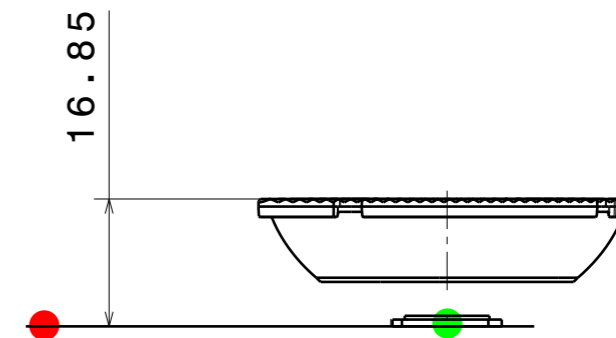
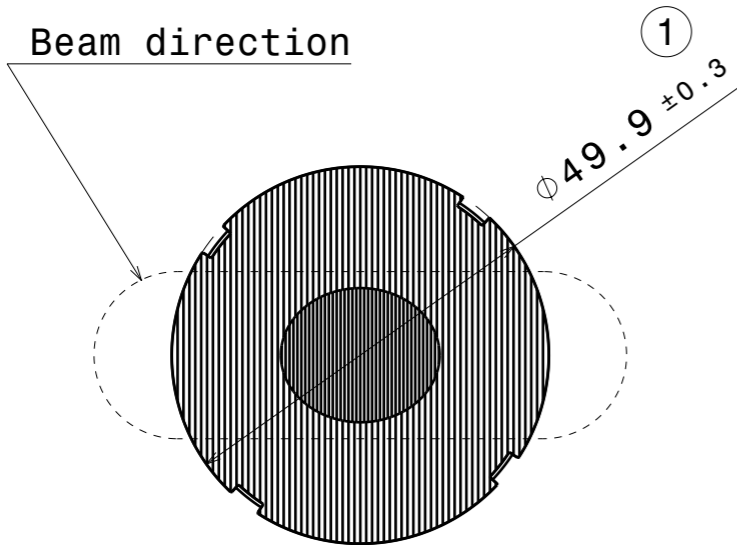
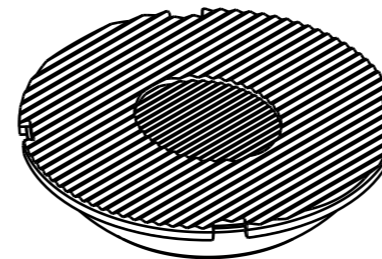
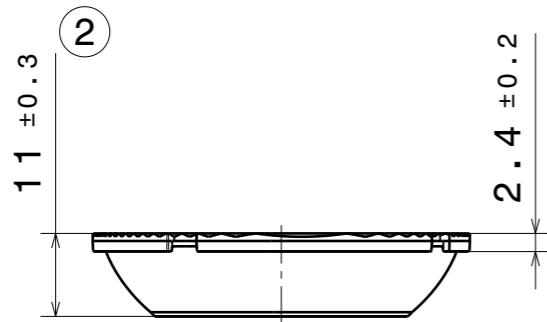
Top view
Scale: 1:1

INDEX	PART	TYPE	QTY	MATERIAL	COLOUR/COATING	ASSEMBLY CODES
1	AMY-50-0	LENS	1			
	C18490_ AMY-50-0			PMMA	CLEAR	
	C18888_ AMY-50-0-PC			PC	CLEAR	
2	HOLDER C	HOLDER 1				
	C19017_ AMY-50-HLD2-C			PC	BLACK	CP19129_ AMY-50-0-C2 CP18889_ AMY-50-0-C2-PC
	C19019_ AMY-50-HLD2-C-WHT			PC	WHITE	CP19147_ AMY-50-0-C2-WHT CP19382_ AMY-50-0-C2-WHT-PC
3	HOLDER B					
	C19018_ AMY-50-HLD2-B			PC	BLACK	CP19138_ AMY-50-0-B2 CP18890_ AMY-50-0-B2-PC
	C19020_ AMY-50-HLD2-B-WHT			PC	WHITE	CP19158_ AMY-50-0-B2-WHT CP19390_ AMY-50-0-B2-WHT-PC

MECHANICAL DRAWING		LEDiL
PRODUCT AMY-50-0		
Plastic moulding general tolerances according to DIN 16901-130 and applies if not otherwise shown in the drawing. Silicone moulding general tolerances according to ISO 3302-1 Class M3 and applies if not otherwise shown in the drawing.	FIRST ANGLE PROJECTION: 	This drawing is the property of LEDiL Oy. It may not be copied or otherwise distributed without prior written permission from LEDiL Oy.
SCALE 1:1	WEIGHT -	A3 SHEET 1/1

Notes

	PCB or heatsink level.
	LED location
	Ensure LED fitting from a product specific 3D model available from www.ledil.com
	For more details about installation please see LEDiL Installation Guide on www.ledil.com



PART	TYPE	MATERIAL	COLOR / COATING
C18490_AMY-50-0	LENS	PMMA	CLEAR
C18888_AMY-50-0-PC	LENS	PC	CLEAR

MECHANICAL DRAWING		LEDiL
PRODUCT AMY-50-0		
Plastic moulding general tolerances according to DIN 16901-130 and applies if not otherwise shown in the drawing. Silicone moulding general tolerances according to ISO 3302-1 Class M3 and applies if not otherwise shown in the drawing.	FIRST ANGLE PROJECTION: 	This drawing is the property of LEDiL Oy. It may not be copied or otherwise distributed without prior written permission from LEDiL Oy.
SCALE 1:1	WEIGHT -	A3 SHEET 1/1

Notes

	PCB or heatsink level.
	LED location
	Ensure LED fitting from a product specific 3D model available from www.ledil.com
	For more details about installation please see LEDiL Installation Guide on www.ledil.com